

## Capturing Kennedy Museum Display

### Rationale

This project will engage your students as they explore the life of John F. Kennedy and create a museum exhibit based on their research. Students will practice writing summaries and making creative museum displays.

### Objectives

Students will:

- Research the life of John F. Kennedy using primary and secondary sources
- Synthesize information from multiple sources into a summary
- Create a display using information gathered during research
- Cite reliable sources using an online citation creator

### Materials Needed

- Student instruction sheet
- Devices/books for research
- Kennedy Organizers/Topics List
- Materials to create their display. Some of the items needed may need to be brought from home.

### Suggested Timeline

#### Day 1

- Introduce the project and go over the student instruction sheet.
- Split students into groups and assign them a topic from the list. Hand out the research organizer.
- Start research. Remind students to keep track of their sources.

#### Day 2

- Students have the entire class period to research their topic and write their summary.
- Remind students to keep track of their sources and bring any materials they need to create their display.

#### Day 3-4

- Students focus on writing their summaries and creating their displays.
- They should also work on citing their sources.

#### Day 5

- Students set up their displays.
- Hand out the graphic organizer and do a gallery walk of all the projects.

## Capturing Kennedy Museum Display Student Instructions

You are the curators at a museum featuring an exhibit about John F. Kennedy. You will work in groups to research, summarize, and visually represent an aspect of his life.

### Research

Research your topic using online resources. Look beyond websites—try finding newspapers and other primary sources. Thoroughly investigate your topic and keep track of your sources!

### Summary

Each group member will write a 4-6 sentence summary of a particular aspect of your topic based on your research. This should look like something someone might read at a museum exhibit. Each group member must write about something different. Summaries should be in your own words! Use the **Kennedy Research Organizer** to put it together.

### Creating and Assembling a Display

You will create at least one artifact related to the topic you covered in your summary. It should look/feel authentic, but will be completely designed and developed by you. It must be something that could actually have been found in that time period. For example, you could write a letter from a family member to a son or daughter who has joined the Peace Corps.

### Options for your artifact

- Letter
- Photograph (you draw it or create it)
- Legal document
- Poster
- Poem
- Speech
- Model (not too big and with a caption explaining what it is)
- Diary



You may do something not listed above, but your teacher must approve it.

### Museum Display

Your group's finished project should resemble a museum exhibit. It should have a title (e.g., "Early Life of JFK") and a summary near the artifact. On the due date, each group will set up the finished exhibits and do a gallery walk as though the classroom were an actual museum.

### APA Works Cited

You will be required to cite any sources you use in your research (be sure to use reliable sources). Your Works Cited page should include all of your sources in APA format. You must have at least three sources, one of which is a primary source.

**\*\*The citation page should be turned in separately. It is not part of the display.\*\***

Purdue Owl

Citation Machine

### Capturing Kennedy Museum Project Rubric

<u>Individual</u>		
Summary	4-6 sentences	_____/5
	Content	_____/5
	Mechanics	_____/5
Artifact	Creativity	_____/5
	Effort	_____/5
	Authenticity	_____/5
Works Cited	3 sources/cited APA	_____/10
	Total	_____/40
<u>Group</u>	Title on Project	_____/5
	Exhibit Display	_____/15
	Effort	_____/5
	Total	_____/20

## **Possible Topics**

*Choose/combine/split these topics as needed  
to meet the number of students in your class.*




### **Early life**

*Family Background  
Education  
Military Service  
Congress*

### **Presidency**

*The Campaign  
Peace Corps  
Alliance for Progress  
Space Race  
Civil Rights*



### **Foreign Policy Challenges**

*Bay of Pigs  
Berlin Wall Crisis  
Cuban Missile Crisis*



### **Legacy**

### **Assassination**



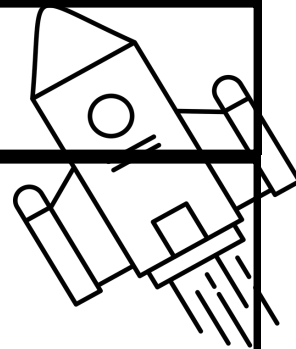
# Kennedy Research Organizer

**Directions:** As you research your topic about John F Kennedy, fill in the following boxes. Some of the questions may not quite apply to your topic, so adjust as needed.

**Topic:**

**Who?** Who was involved? Who was affected?

**What?** What happened? What was the main event?



**Where?** Where was/were the place(s) it took place?

**When?** When did it happen? How long of a time period was it?


**Why?** Why did it happen? What caused it?

**Why?** Why was it important? What were the outcomes?

**Put it all together!** Write a 4-6 sentence summary about your topic using the information you found in your research.

# Kennedy Graphic Organizer

**Directions:** Fill in this organizer as you do your gallery walk through the life of JFK.

<p>Date of birth:</p> <p>Date of death:</p> <p>Cause of death:</p>	<p>Education:</p> <p>Years of Presidency:</p>	
<p>Describe Kennedy's childhood and family life:</p>		
<p>Political Offices Held</p>	<p>Interesting Facts</p>	
<p>Notable Successes of his Presidency</p>	<p>Notable Difficulties of his Presidency</p>	
<p>What is Kennedy's Legacy?</p>	<p>The Assassination</p>	

*Thank you for choosing  
School Tours of America!*

